




Ghilotti Construction Company SAFETY ROADTRACKS

June/July 2005

THE BUSY SEASON IS HERE!



In preparation for the start-up of our busy season, following are tips and reminders to keep you safe:

- No employee is permitted to perform any task that they have not been trained to perform.
- Report all identified unsafe work practices and conditions to your Supervisor immediately.
- Company policies and procedures can be reviewed at www.ghilotti.com or by contacting Julie @ the Santa Rosa Office.
- MSDS sheets are available for your review - do not work with, or around, any product that you are not familiar with.
- Work-related injuries MUST be reported immediately to your Supervisor or Julie @ the Santa Rosa Office.
- GCC uses designated medical providers to treat work-related injuries.
- All accidents and near miss incidents must be reported immediately.
- Post accident/injury drug testing is mandatory.
- Situations of workplace violence or harassment should be immediately reported to Brian Ongaro or Senior Management.
- Violations of company safety rules will result in disciplinary action.
- All employees should be informed of the location of mandatory job site posters (mobile poster pack), the company Code of Safe Practices, MSDS
- Remember: Take your breaks! (mandatory rest periods)
- Personal use of cell phones are not permitted while working.
- Adhere to the company dress code and use of mandatory PPE.

REMEMBER: *You are GCC's most important asset, so please be SAFE!*

Inside this Issue

The Busy Season is Here!	1
Brown Recluses	1
Safety Reminders	2
Class B License	2
Mismarking Epidemic	2
Safety Alert - Employee Injured	3
Heat Illness	3
Famous Quotes	3
Active GCC Projects	4
Driver Check Statistics	4
Work Comp Loss Experience	4
Foremen Committee Meetings	4
Mark Your Calendar	4
Holiday Office Schedule	4

Safety Committee

2005 Members

Brian Ongaro
 Joe Moreira
 Damon Calegari
 Gene Petrini
 John Klapperich
 Julie Thornton
 Jess Todd
 JR Maffia

Remember:

Information on GCC Safety Policies and Procedures is available at www.ghilotti.com under the Safety and Health section. If you have any questions regarding matters of safety, speak to your supervisor, or contact Julie @ (707) 585-1221.

E-mail topic suggestions for the next Safety Roadtracks to Julie@Ghilotti.com.

Leadmen, Foremen, etal

SAVE THE DATE:

7/15/05 Mandatory Quarterly Safety Breakfast @ 5am



Brown Recluses in California?

Sorry, Just a Myth

In response to recent discussions on exposure to the brown recluse spider - there are no populations of brown recluse spiders living in California. The common name "brown recluse spider" refers to one species of spider, *Loxosceles reclusa*, which lives in the central Midwest. Only a handful of specimens (less than 10) have ever been collected in California and usually there is some connection between the spider and a recent move or shipment from the Midwest. During a stretch of several years during a brown recluse hype, about 200 spiders were brought to the UC Riverside's Entomology Department, none of which were brown recluses. Some of the most common ones brought in were the false black widow, male black widows, wood louse spiders, wolf spiders, and daddy-long leg spiders.

Spider Safety: For first aid treatment of a spider bite, wash the bite, apply an antiseptic to prevent infection, and use ice or ice water to reduce swelling and discomfort. If you receive a bite that causes an unusual or severe reaction, let your supervisor know immediately. If you catch the critter in the act, capture it for identification.

Information obtained from the Department of Entomology at the University of California Riverside <http://spiders.ucr.edu/myth.html>, and the University of California <http://www.ipm.ucdavis.edu>

Safety Reminders:

- ☞ All rebar and stakes must be protected against the hazard of impalement. Protection must be present at all times. There is no exception to this rule.
- ☞ Foremen - If you have a subcontractor on your project that is unsafe or is not complying with GCC safety requirements, contact the Area Manager.
- ☞ Eye Safety - USE IT! Employees performing tasks where there is risk of receiving eye injuries (such as punctures, abrasions, contusions, burns) must be safeguarded by means of face or eye protection.
- ☞ When leaving the job site for the night or weekend, please remember to pay special attention to public access areas. When feasible, take pictures.

Class B License - GOT ONE?

Drivers with Class B licenses are needed. If you have an active Class B License, please advise the Equipment Department to make sure you are on the list. If you do not have a Class B License, you may want to consider getting one.

Among other types of vehicles, the Class B will allow you to drive:

- Any single vehicle with a GVWR of more than 26,000 lbs (Water Truck)
- A 3-axle vehicle weighing over 6,000 lbs. gross

Obtaining a Class B license includes, but is not limited, to the following requirements:

- A completed application (DL44), which indicates that you agree to submit to a chemical test (alcohol and drug)
- An approved medical form (or copy) completed by a medical doctor

Additional information can be obtained from the Santa Rosa Department of Motor Vehicles or <http://www.dmv.ca.gov/pubs/com1hdbk/com1hdbk.pdf>

Mismarking Epidemic Must End!

Excerpts from EUCA Digger Magazine - May 2005

Complaints of digging into underground facilities that have been mismarked or not marked at all appears to be becoming much too familiar for our industry. Case Example:

An Unmarked Gas Line?

A contractor was installing an underground conduit in a large outdoor shopping center. As instructed by law, the contractor contacted USA within two working days prior to the date of planned excavation, and required that all underground facilities be marked prior to the planned excavation date. This contractor requested a "field meet" with utility company officials to ensure that there would be no problems once the excavation began, which was not acknowledged by all facility owners. The contractor then began excavating on the planned excavation date, and shortly thereafter, dug into an unmarked 6" natural gas line.

Oops, someone must have missed that little line. The owner of the facility told the contractor they had no record of the line that was hit, which may have been the reason for not responding to the field meet request.

But, the story gets even more interesting! As should be standard practice for every contractor, this contractor had taken photographs of all facility markings prior to the start of excavation, and immediately following the break to the gas line. The photographs clearly demonstrate that the line was not marked. The contractor instantly notified the facility owner about the break in their line. The facility owner arrived on the scene shortly thereafter and began marking the line, while the contractor was photographing them doing so! The facility owner says they do this so they can repair the line.

In another situation, the contractor photographed an unmarked facility that was struck during excavation. The facility owner responded immediately and marked the line after the repair had been made. Shortly thereafter, the contractor received a bill from the facility owner for the damage!

GCC's Position:

This is not an uncommon occurrence and has happened to Ghilotti Construction Company on more than one occasion. In response, we are now denying responsibility for damages claimed and are pursuing recovery of downtime from the facility owner, as appropriate. To be successful, photographs are essential.

When feasible:

- Take pictures of the site, with special attention to the facility markings.
- If you hit an unmarked or mismarked facility, take pictures before the facility owner arrives on the scene. Also pay attention to the depth of the facility.

SAFETY ALERT - GCC EMPLOYEE INJURED

A GCC employee was injured when struck by bucket of backhoe. Fortunately, this incident did not result in fatality or severe injury, but it could have...

FACTS: The equipment operator and grade checker had line of sight throughout the initial portion of the excavation. However, on the last trenching pass by the backhoe, the grade checker moved into a position that placed him in a spot where the line of sight with the operator was blocked by the boom of the backhoe. As the operator brought the last bucket of spoils out of the trench, he swung the boom and the bucket struck the grade checker on his right shoulder, knocking him approximately 4' into the excavated trench.


RESULTS OF INVESTIGATION: Reenactment of the accident, depicting the position of the equipment, operator, and grade checker, was completed. It was determined that neither individual was solely at fault. The key point was that both the grade checker and equipment operator have the responsibility to make sure they are in line of sight of the other.

From start to finish, the internal process with responding to the emergency was exceptional. The only issue that arose was the use of 911. Remember, use the appropriate Alternate Emergency Phone Number in the event of an emergency. When working in a new area, program the number in your cell phone. A list of the Alternate Emergency Phone Numbers should be accessible in your Foremen Handbook (a copy has been attached for your convenience.)

HOW TO AVOID THIS TYPE OF ACCIDENT:

Equipment Operator: Know exactly where all ground based workers are located!

Ground Workers: Do not place yourself in a blind spot. If you can't see the operator, he/she can't see you!



HEAT ILLNESS - KNOW THE SYMPTOMS!

When the body is unable to cool itself through sweating, serious heat induced illnesses may occur. Some people are more prone to Heat Stress than others. Individuals with heart, lung or kidney disease, diabetes and those on medications are more likely to experience heat stress issues. Workers are at an increased risk when:

- They take certain medication
- They drink caffeinated drinks
- They have had a heat-induced illness in the past
- They wear personal protective equipment

Symptoms of heat-related illness include: Headaches; Dizziness; Weakness; Mood Changes; Upset Stomach; Vomiting; Decreased Urination; Dark Colored Urine; Cramps; Pale Clammy

Skin; Dry Pale Skin; Not Sweating; Hot Red Skin; Incoherent; Seizures; Fainting/Passed Out

What should be done:

- Move the person to a cool shaded area to rest - Do not leave the person alone!
- If the person is light headed, lay them on their back and raise their legs 6-8"
- Loosen and remove any heavy clothing
- Have the person drink some cool water (small amounts every 15 minutes)
- Cool the skin with a cool spray of mist or wet cloth
- If the person is sick to the stomach, lay them on their side
- If the person does not feel better in a few minutes, call for emergency help
- If the person is having seizures, call 911 immediately



FAMOUS QUOTES

"I am still determined to be cheerful and happy, in whatever situation I am by; for I have also learned from experience that the greater part of our happiness or misery depends upon our dispositions, and not upon our circumstances." *Martha Washington (1732-1802)*



ACTIVE GCC PROJECTS

Mare Island, Nut Tree/I-80 Cross-over, Linwood Subdivision, Danhauer Ranch, Hwy 123/San Pablo Avenue, SRJC Shone Farm Pavilion, MMM Business Park, Sutter Solano Medical Center, Strawberry Village, Sycamore Place, Pierson Reach Connector, Magnolia Place Subdivision, Bahia Vista Elementary, Walmart-American Canyon, Street Smart Sebastopol, Whole Foods Parking Lot, Redwood Blvd Rehab, Broadway/Las Casitas, Pacheco Subdivision, Highland Corporation Center, Cabernet Village Sitework, Aston Avenue, Skyhawk, Yerba Buena

DRIVER CHECK STATISTICS

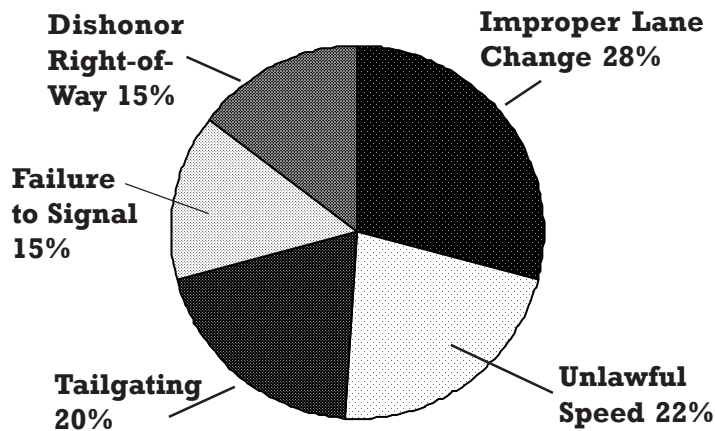
Total Number of:

Compliments: 2
 Complaints: 43
 Repeat Offenders: 11



DRIVER CHECK PROGRAM

Top Five Categories of Complaints



WORK COMP LOSS EXPERIENCE

	Total Cost of Claims	Total # of Clms	Ex Mod
1998/99	\$47,789	10	110%
1999/00	\$160,507	24	91%
2000/01	\$313,287	24	77%
2001/02	\$257,796	24	67%
2002/03	\$366,745	24	82%
2003/04	\$282,699	18	86%
2004/05			91%

GCC's goal is **ZERO Injuries and Accidents.**

Your safety is our primary concern and without your commitment, you not only expose yourself to injury, but you also place your co-workers at risk. Please pay attention to:

- Your surroundings,
- Your actions,
- Your co-workers, and
- Your body - Soft tissue /ergonomic injuries are the leading exposure that impacts our loss experience.



FOREMEN COMMITTEE MEETINGS

Don't forget that monthly Foremen Committee Meetings are held the first Tuesday of every month at the Santa Rosa yard (usually @ 5 p.m.). These meetings are designed to allow the opportunity for Foremen to contribute to the development of policies and procedures implemented in the field.

Leadmen and Field Personnel - your contributions are equally important. If you are interested in attending, please talk to your Foremen or Brian Ongaro.



MARK YOUR CALENDAR!

Foreman Committee Meeting: 1st Tuesday of the Month @ 5pm - Santa Rosa Yard
Quarterly Foreman Safety Breakfast: 7/15/05 @ 5am - Santa Rosa Yard

HOLIDAY OFFICE SCHEDULE:

Fourth of July: 7/4 - Office Closed



Members of the Safety Committee want to help create a program that benefits all employees. Your input is important, so please do not hesitate to speak with any of the committee members, or complete a Safety Information Form available in the old dispatch office. If there is a topic that you would like to see published, contact Julie @ (707) 585-1221 or email julie@ghilotti.com.