

BEGIN  
INSTRUCTION  
ZONE

# Flagger Safety

## ROADWAY SAFETY

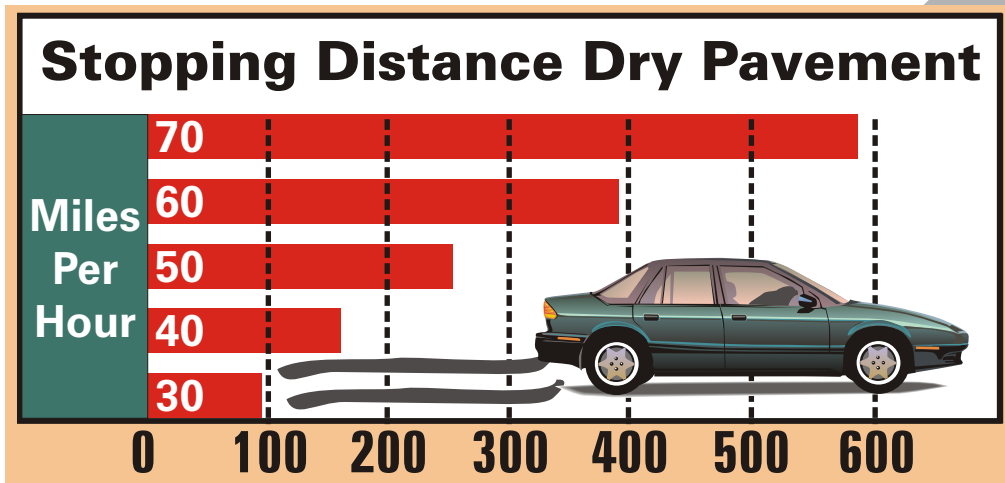
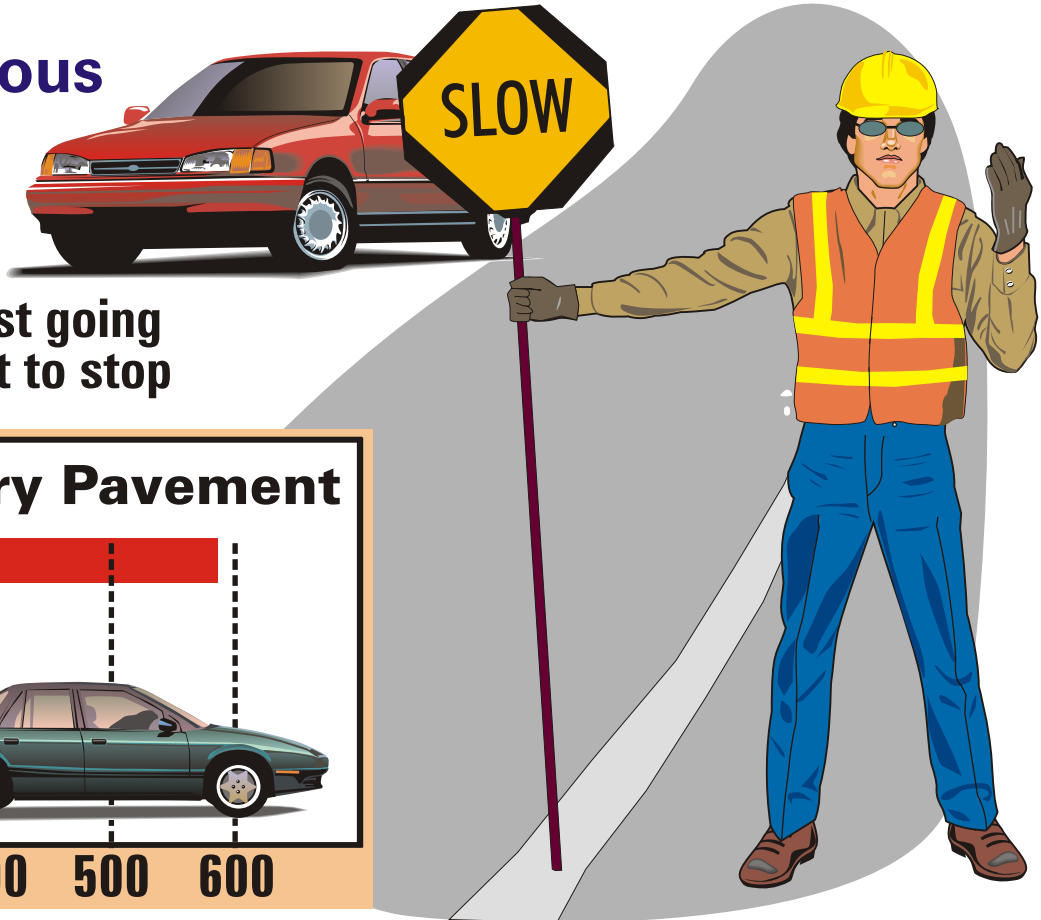


# What Is the Main Hazard of Flagging?

**Motorists kill about 20 flaggers each year.**

## Flagging can be dangerous

- High speed traffic
- Angry or aggressive drivers
- After seeing flagger, a motorist going 60 mph needs almost 400 feet to stop





# Flagger Safety

## ROADWAY SAFETY



# How Can We Protect Ourselves?

**Be visible and wear protective equipment.**

## Wear high visibility clothing

- Orange, yellow, or green vest
- Reflective vest at night




Class I



Class II




Class III



## Wear other protective equipment

- Long-sleeved shirt and pants
- Hard hat
- Appropriate clothes for expected weather (rain gear, warm coat)





# Flagger Safety

## ROADWAY SAFETY

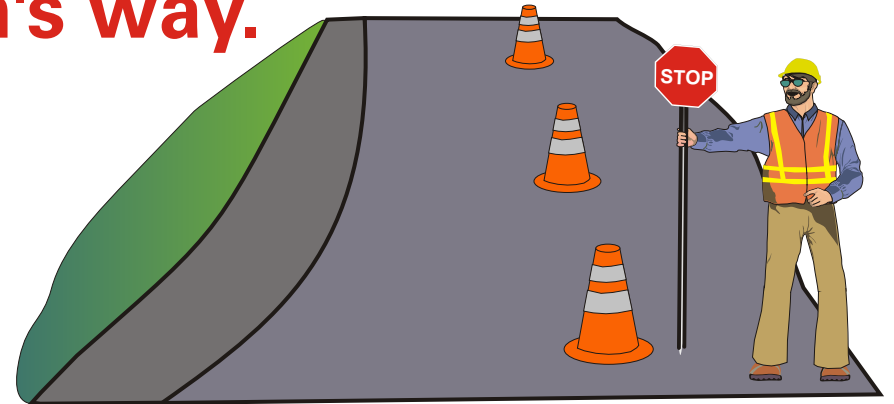


# How Can We Protect Ourselves?

**Stay alert and out of harm's way.**

## Keep your guard up

- Stand alone on shoulder in clear view, not in open traffic lane
- Plan an escape route for emergencies
- Stay in communication with other flaggers
- Stay alert, keep focused on work
- Make sure your hand signals don't conflict with traffic signals
- Treat motorists with respect and courtesy, don't pick fights or respond to anger, notify law enforcement when motorists do not obey flaggers





# Flagger Safety

## ROADWAY SAFETY



# What Should Flaggers Avoid?

**Flaggers must avoid dangerous behavior.**

## Flagging Don'ts:

- Don't stand where you can be crushed
- Don't stand in the shade, over the crest of a hill, or around a sharp curve
- Don't leave your position until properly relieved
- Don't stand near equipment
- Don't stand in a group
- Don't make unneeded conversation
- Don't read or daydream on duty
- Don't listen to music or use ear phones
- Don't turn your back to the traffic

